

Hockey Canada ID Locations

Please print this information sheet for your reference

This document is intended to assist you with where you may find yours and/or your player(s) Hockey Canada ID number (also known as HCR #).

There are 2 ways you can find Hockey Canada ID's (HCR#):

- Respect in Sport (RIS)
- Hockey Canada Registry (HCR 3.0 Spordle)

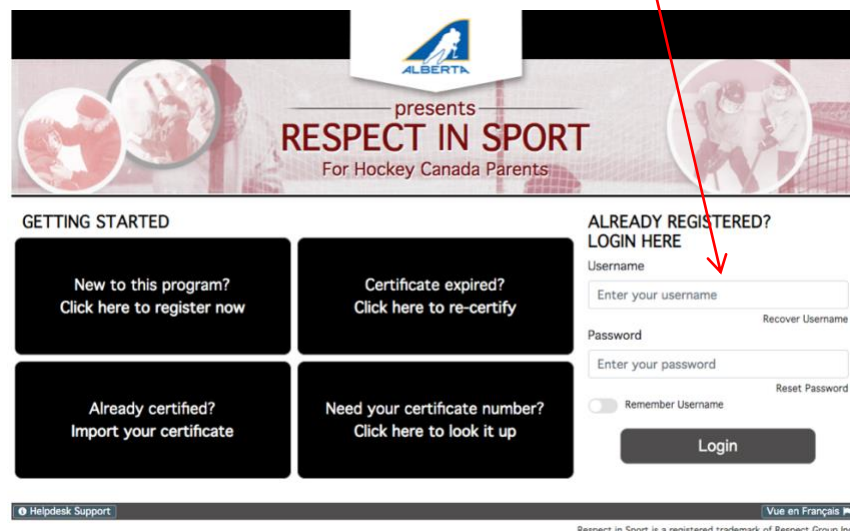
Respect in Sport (RIS)

Visit the [Hockey Alberta Respect-In-Sport - Parents](#) website.

1. Select your language preference.



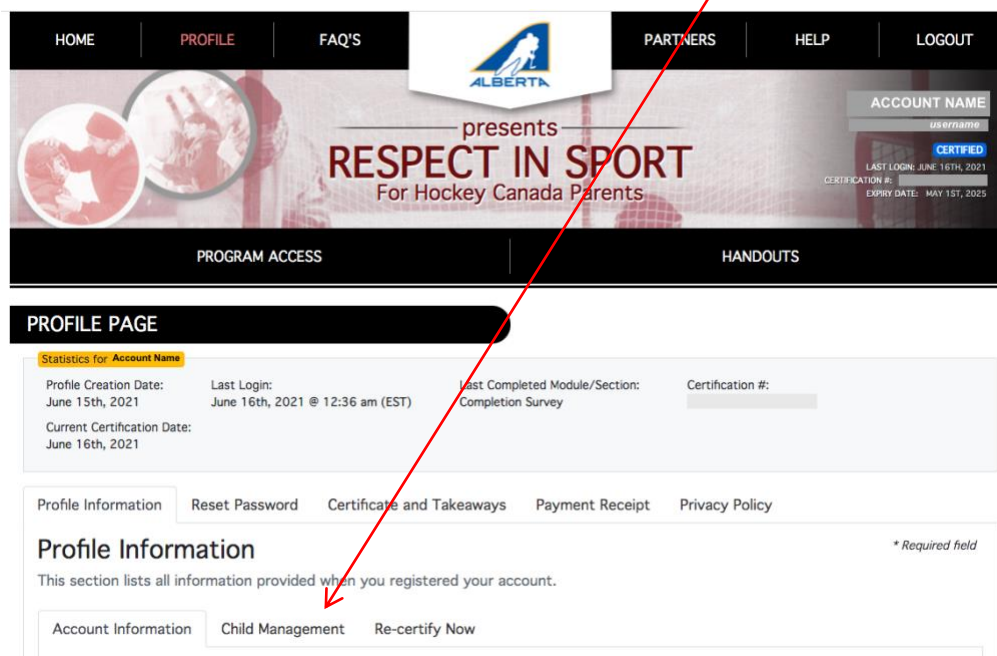
2. Login to your Respect In Sport (Parent) Account.



3. Click on "Profile".



4. Click on "Child Management" under Profile Information.



5. You should see your player(s)' Hockey Member ID listed by their name.

Profile Information Reset Password Certificate and Takeaways Payment Receipt Privacy Policy

Profile Information * Required field

This section lists all information provided when you registered your account.

Account Information Child Management Re-certify Now

Full Name	Birth Date	Association	Gender	Hockey Member ID
Player Name	Date of Birth	GLENLAKE	Male	13 digit Hockey Canada ID
Sibling Player Name	Date of Birth	GLENLAKE	Male	13 digit Hockey Canada ID

Add a child to your profile
 Edit selected child record


If by chance the Hockey Member ID is blank, click on the player and click "EDIT CHILD". Confirm their information and association selected is "GLENLAKE" and match the profile with the one found in the Hockey Canada Registry.


Hockey Canada Registry (HCR 3.0 Spordle)

If you have not done so already, you will need to create an account for the new HCR 3.0 system. Instructions on why this is the case and how to do this can be found by reviewing this document: [Create a new HCR 3.0 Spordle Account & Link Self and Family Members.](#)

Visit the [Hockey Canada Registry 3.0 Spordle](#) website.

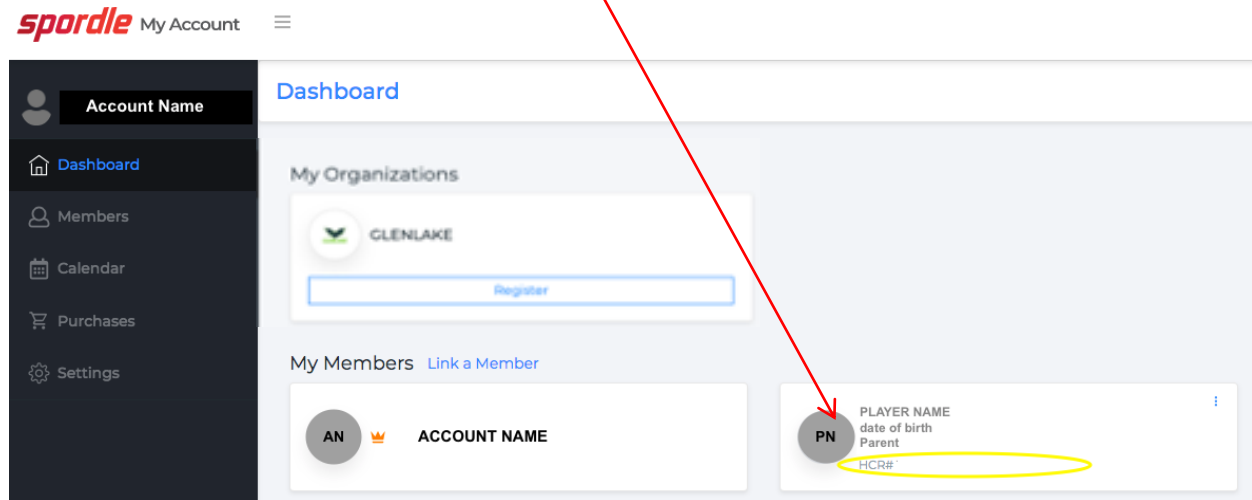
1. Login to your HCR 3.0 Spordle Account.




Hockey Canada Registry
 Sign in to your account

 Powered by **spordle** My Account
 Don't have an account? [Sign up](#)

2. Your Dashboard will appear showing your Members. The Hockey Canada ID (HCR #) can be found under the player's name and date of birth.



The screenshot shows the Spordle My Account dashboard. On the left is a navigation menu with options: Account Name, Dashboard, Members, Calendar, Purchases, and Settings. The main content area is titled 'Dashboard' and includes a 'My Organizations' section with a 'GLENLAKE' organization and a 'Register' button. Below that is a 'My Members' section with a 'Link a Member' link. A member card is displayed with a 'PN' icon and a list of fields: 'PLAYER NAME', 'date of birth', 'Parent', and 'HCR#'. A red arrow points from the text above to the 'HCR#' field, which is circled in yellow.