



Hockey Canada ID Locations

Please print this information for your reference

This document is intended to assist you with any questions that you may have regarding finding your player(s)' Hockey Canada ID.

There are 3 ways that you can find you player(s)' Hockey Canada ID:

1. [RIS account](#)
2. [Hockey Canada Registry \(HCR\) Account](#); or
3. [eHockey account](#); or

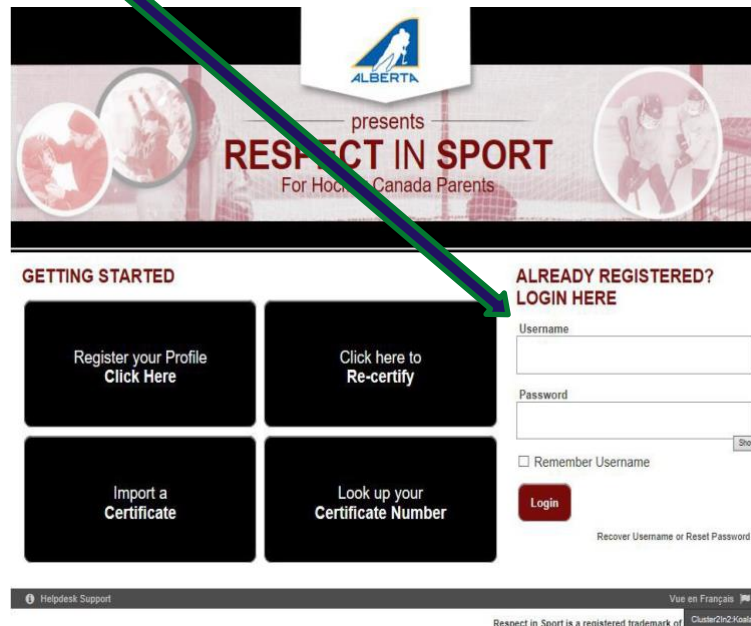
1. [RIS account](#)

Go to the [Respect-In-Sport - Parents](#) website

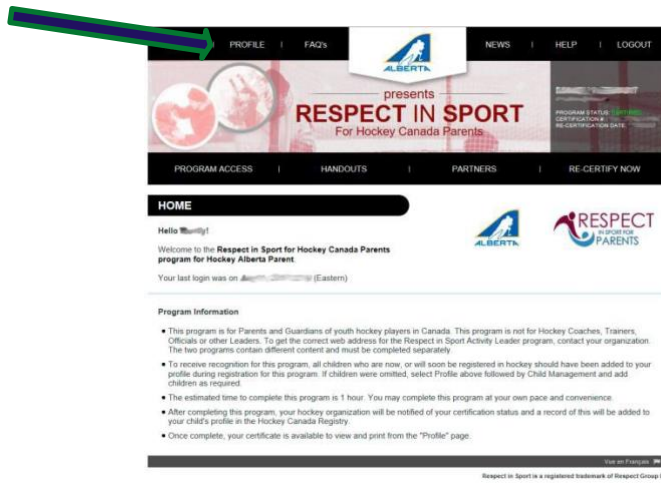
1. Select your language preference



2. Login to your Respect In Sport Account



3. Click on Profile:



4. Click on Child Management:



5. Once in Child Management you will see all of your player(s)' Hockey Canada ID.



2. Hockey Canada Registry (HCR) Account

Go to the [Hockey Canada](#) website.

1. Log into your account with email and password.

WELCOME!
You must have an account with Hockey Canada's Online Registration system to be able to register your children into hockey with our association. If you have previously registered children in minor hockey, then you can proceed to login with your account below. You MUST bring your Child's proof of age at first evaluation or NO EVAL ICE TIME. Hockey Calgary requires that all players have at least one parent complete the "Respect In Sport" program to be eligible to play minor hockey.

If you have not registered any participants in the past with this system, [click here to create an account.](#)

BIENVENUE!
HAWKS de GLENLAKE. Un compte avec le système d'inscription en ligne de Hockey Canada est requis pour inscrire vos enfants au hockey avec notre association. Si vous avez déjà inscrit des enfants avec ce système pour une quelconque association, vous pouvez ouvrir une session avec votre compte ci-dessous. Utilisez le même courriel et mot de passe que l'année dernière. Vous DEVEZ apporter vos chèques de volontariat et une preuve de l'âge de votre enfant à la 1^{ière} évaluation sinon PAS DE GLACE!

Si vous n'avez jamais inscrit quelqu'un auparavant avec ce système, [veuillez cliquer ici pour créer un compte.](#)

Sign in here - Ouvrez une session ici:

Email - Courriel:

Password - Mot de passe:

[Log In - Connexion](#)

[Forgot your password? - Vous avez oublié votre mot de passe?](#)

Powered by / Réalisé par **Hockey Canada**
Copyright / Tous droits réservés © 2010-2018
Version: 73.0.1.20353

2. Once logged in scroll down to "My Registration History".

Welcome to your home page! You'll find your Shopping Cart and your Registration History below.

Your shopping cart contains all of your incomplete registrations. Your Registration History contains a list of persons you've registered in the past.

To obtain a receipt for a completed registration, please click on "Order History".

My Shopping Cart

Invoice #:
Status: Active

You do not have any registrations in your cart for this association.

[Register a Participant](#)

My Registration History [Open Order History](#)

Find your most recent registration and select "Print Receipt".

The screenshot shows a web interface titled "My Registration History". At the top right, there is a link "Open Order History". Below the title, it says "Invoice #: Status: Completed". There are two identical tables, each with columns: First Name, Last Name, Date of Birth, Gender, Association, Season, Registration Date, Division, Package, Net Total, Total, and Actions. The "Actions" column contains "Open" links. A green arrow points from the top of the page down to a "Print Receipt" link located below the second table.

3. A pop up will display on the bottom of your screen. Select Open or Save.

The screenshot shows a file download dialog box. The text reads: "What do you want to do with Order_Receipt.pdf (59.0 KB)? From: registration.hockeycanada.ca". There are four buttons: "Open", "Save", a caret symbol (^), and "Cancel". A close button (X) is on the far right.

4. When the document opens you will find your player(s)' Hockey Canada ID. Make sure to save your player(s)' Hockey Canada ID for future registrations.

The screenshot shows an "Official Receipt" for the Glenlake Hawks. At the top left is the Glenlake Hawks logo. To its right is the address: "GLENLAKE 2390 - 47th Avenue SW Calgary, AB T2T 5W5". On the top right is the Hockey Canada logo. Below the address, it says "Invoice ID:" and "Order Date:". A green arrow points from the top of the receipt down to the "Player's Hockey Canada ID" column header in the "Order Items" table. The "Order Items" table has columns: "Preregistration/Préinscription -", "Player's Name", "(Date of Birth)", and "[Player's Hockey Canada ID]". Below the table, there are sections for "Total Fees" and "Payments".

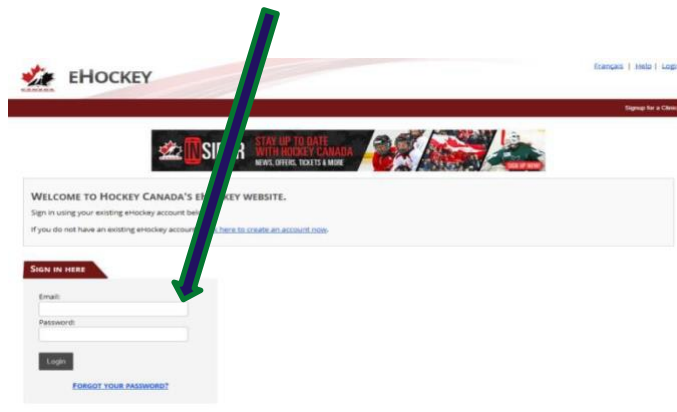
Preregistration/Préinscription -	Player's Name	(Date of Birth)	[Player's Hockey Canada ID]
Total: \$ 0.00			
Total Fees: \$ 0.00			
Paid Total: \$ 0.00			
Paid Total: \$ 0.00			
Grand Total: \$ 0.00			
Paid Total: \$ 0.00			
Remaining Balance: \$ 0.00			

IMPORTANT: Please print and/or save a copy of this receipt for your records.

3. eHockey account

Go to the [eHockey](#) website.

1. Log into your account with email and password.



2. Once logged in you will see all of your player(s)' Hockey Canada ID.

